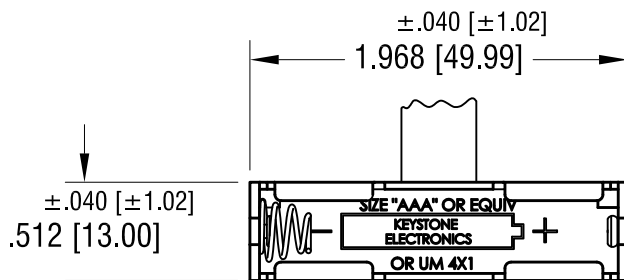
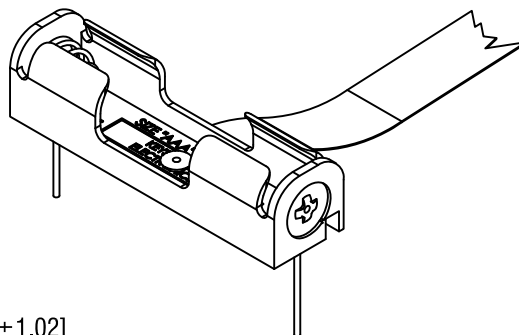


THIS DOCUMENT IS THE PROPERTY OF
KEYSTONE ELECTRONICS CORP. AND
SHALL NOT BE REPRODUCED, DISTRIBUTED
OR USED AS A BASIS FOR MANUFACTURE
WITHOUT PRIOR WRITTEN PERMISSION
FROM KEYSTONE ELECTRONICS CORP.

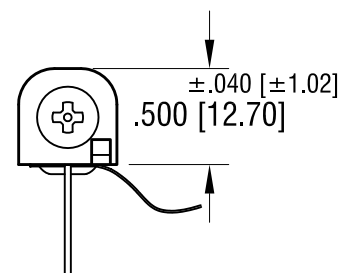
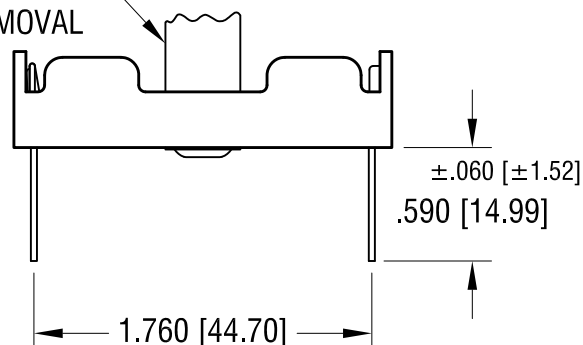
MOUNTING DETAIL

.040 [1.02] DIA.
HOLE (2) PLS

1.760 [44.70]



RIBBON FOR BATTERY
REMOVAL



NOTE:

1. HOLDER: MAT'L: POLYPROPYLENE
2. SPRING: MAT'L: MUSIC WIRE, .024 [0.60] DIA.
3. PC TERMINALS: MAT'L: BRASS, .032 [0.81] DIA.
4. RIBBON: MAT'L: NYLON, RED

KEYSTONE ELECTRONICS CORP.

www.keyelco.com • NEW HYDE PARK, NY 11040 • Tel (516) 328-7500

PART NAME

PC BATTERY HOLDER (1) 'AAA' W/RIBBON

MATERIAL

AS NOTED

FINISH

NICKEL PLATE

DRN BY

BOONE

DATE

12.01.03

APP'D

RH

SCALE

1X

TOLERANCES

INCH [MM]

DECIMAL

±.010 [±0.25]

ANGULAR

± 1°

UNLESS OTHERWISE SPECIFIED

CODE

DWG NO.

C

2466RB

3.07.24	REMOVE POLARITY TABS CHANGE AS PER PCN 24-017	B
3.09.22	ECN 22-050M ADD POLATITY TAB	A
DATE	DESCRIPTION	REV.