THIS DRAWING IS UNPUBLISHED. RELEASED FOR PUBLICATION -.- .
© COPYRIGHT - BY TYCO ELECTRONICS CORPORATION. ALL RIGHTS RESERVED.

LOC	DIST
AD	00

REVISIONS

P	LTR	DESCRIPTION	DATE	DWN	APVD
	O	RELEASED PER EC 0S12-0235-04	06OCT04	BM	RW

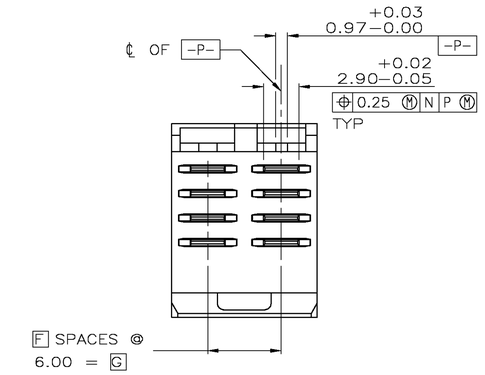

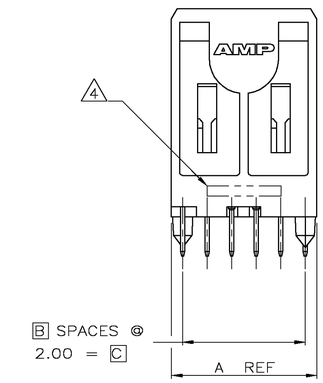

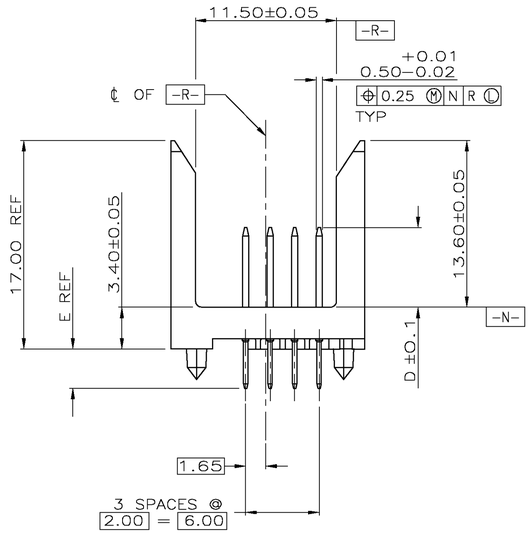

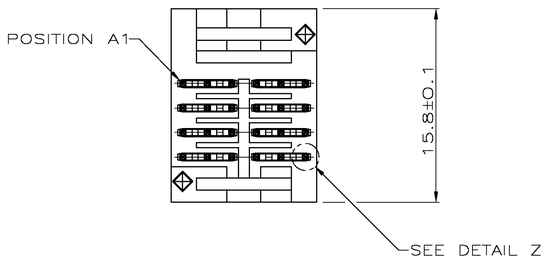

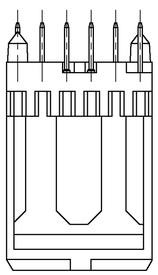

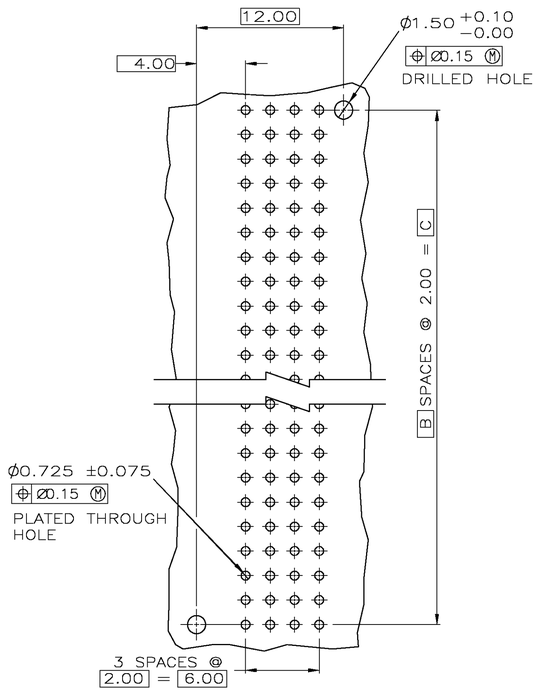

RECOMMENDED CIRCUIT PATTERN
PER IPC−D300 TYPE II, CLASS C
(COMPONENT SIDE)

1. HOUSING MATERIAL: LIQUID CRYSTAL POLYMER
COLOR: NATURAL.

2. CONTACT MATERIAL: PHOSPHOR BRONZE PER UNS ALLOY NO. C51100, TEMPER: H04.

3. CONTACT FINISH:(E)
UNDERPLATE (ENTIRE CONTACT):
0.00127 MIN NICKEL PER SAE−AMS−QQ−N−290
ON MATING SURFACES:
FLASH GOLD PER ASTM B 488, OVER
0.00076 MIN PALLADIUM−NICKEL OVER UNDERPLATE, OR
0.00076 MIN GOLD PER ASTM B 488 OVER UNDERPLATE.
ON LEADS:
0.00381 MIN MATTE TIN PER ASTM B 545 OVER UNDERPLATE.
LUBRICATION (MIN MATING SURFACES):
SURFACE CONDITIONER AFTER PLATING.

4. PART MARKING LOCATED APPROXIMATELY AS SHOWN.

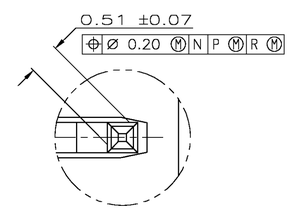

DETAIL Z
SCALE 20:1

6.00	1	3.2	6.5	10.00	5	11.88	3	8	5536628−1
G	F	E	D	C	B	A	FINISH	NO OF POSN	PART NUMBER

THIS DRAWING IS A CONTROLLED DOCUMENT.

DIMENSIONS: mm [INCHES]

TOLERANCES UNLESS OTHERWISE SPECIFIED:
0 PLC ± −
1 PLC ± −
2 PLC ± 0.13[.005]
3 PLC ± −
4 PLC ± −
ANGLES ± −

MATERIAL 1 2
FINISH 3

DWN J.LOCONDRO 21MAY95
CHK D.R. BAECHTLE 21MAY95
APVD D.R. BAECHTLE 21MAY95
PRODUCT SPEC −
APPLICATION SPEC −
WEIGHT −

tyco Electronics
Tyco Electronics Corporation
Harrisburg, Pa 17105−3608

NAME ASSEMBLY, PIN, POWER, VERTICAL, 4 ROW, Z−PACK 2mm FB, SOLDER LEAD

SIZE	CAGE CODE	DRAWING NO	RESTRICTED TO
A1	00779	C−5536628	−

CUSTOMER DRAWING | SCALE 4:1 | SHEET 1 OF 1 | REV O